



*DIVINE
PALACE*

*DIVINE
PALACE*



HIG-143, Buddha Jayanti Pk, Lumbini Vihar, Neeladri Vihar,
Chandrasekharpur, Bhubaneswar,
Odisha 751021

abodesodisha@gmail.com
+91 943-991-6060 / +91 700-862-5334



OFFICE ADDRESS

HIG-72, Buddha Jayanti Pk, Lumbini Vihar,
Neeladri Vihar, Chandrasekharpur,
Bhubaneswar, Odisha 751021

abodesodisha@gmail.com
+91 943-991-6060 / +91 700-862-5334



DIVINE PALACE

Experience Elevated Living at Divine Palace, Patia.

📍 AT Nestled in the heart of Mouza – Patia

Divine Palace is a contemporary residential enclave designed for those who appreciate the finer things. Each residence is a masterpiece of light and space, thoughtfully curated with premium global brands and designer finishes.

OTHER AMENITIES

- UPVC Windows Of Reputed Make
- Recreational Facilities On Terrace Garden
- 100% Power Backup
- Sewage Treatment Plant
- Fully Automatic Lift
- 24 Hrs Security Surveillance Through CCTV



TYPICAL 3BHK FLOOR PLAN 1st, 2nd, 3rd & 4th

SBA-1495 Sqft



TYPICAL 2.5BHK FLOOR PLAN 1st & 2nd

SBA-1303 Sqft



SPECIFICATION

SUPER STRUCTURE

EARTH QUAKE RESISTANCE RCC FRAME STRUCTURE.

WALL FINISH

INTERNAL - BIRLA WALL WHITE PUTTY WITH PRIMER OF REPUTED MAKE.

EXTERNAL - COMBINATION OF WEATHER PROOF PAINT AND TEXTURED PAINT FINISH

FLOORING

LIVING / DINING / KITCHEN / BED ROOM - SUPERIOR VIRTIFIED TILES OF JOHNSON/ NITCO/SOMANY OR SIMILAR MAKE

KITCHEN

GRANITE COUNTER WITH STAINLESS STEEL SINK

LIFTS

6 PSENGERS FULLY AUTOMATIC LIFT OF JOHNSON, THYSSENKRUPP MAKE OR SIMILAR MAKE.

WINDOWS

BRANDED UPVC WINDOWS OF FENESTA / WINTECH OR SIMILAR MAKE WITH SAFETY GRILL.

TOILETS

FLOORINGS - ANTI SKID TILES / WALL WITH 6' GLAZED TILE DADO OF JOHNSON/ NITCO/ SOMANY OR SIMILAR MAKE.

FITTINGS & FIXTURE - TOWEL RAIL OR RACK, SOAP DISH (2 NOS.), HEAD SHOWER, WASH BASIN, HEALTH FAUCET ETC. ALL CP & SANITARY FITTINGS OF HINDWARE OR SIMILAR MAKE.

ELECTRICAL

CONCEALED ELECTRICAL WIRINGS - ANCHOR/ LEGREND OR EQUIVALENT COPPER WIRINGS WITH MODULAR SWITCHES

DOORS

MAIN DOOR - TEAK DOOR OR VENEER ON BOTH SIDE WITH BRANDED HINGES, LOCK, HANDLES & EYE PIECE.

INTERNAL DOOR - ENGINEERED WOODEN FLUSH DOOR WITH SIDES HINGES, LOCK & HANDLE.


4.5BHK DUPLEX- LOWER FLOOR PLAN

SBA-2606 Sqft



4.5BHK DUPLEX- UPPER FLOOR PLAN

SBA-2606 Sqft



DIVINE PALACE

Quality In Every Detail

The Most
Sought After Location

